DIAGRAMA DE ALCANCES
RANGE DIAGRAM
DIAGRAME DES PORTEES

AT - 22/22



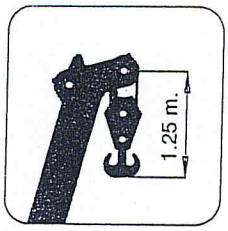

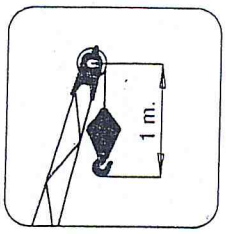

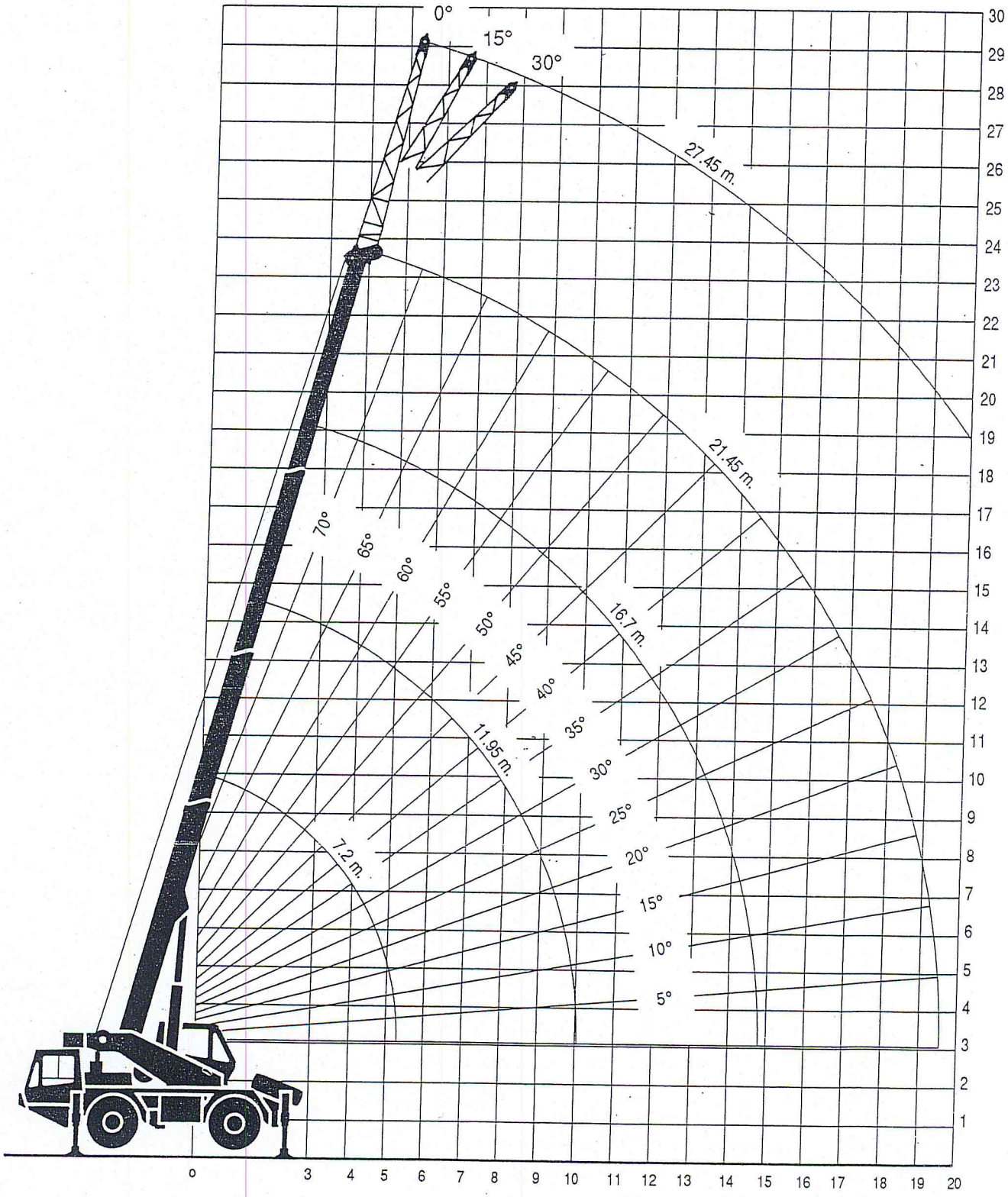

TABLA DE CARGAS
LIFTING CAPACITIES
FORCES DE LEVAGE

Momento máximo de carga: 75.2 T*m.
Maximum load moment: 75.2 T*m.
Couple de charge maxime: 75.2 T*m.

85 %

m.	7.2 m.	11.95 m.	16.7 m.	21.45 m.	27.45 m. (6 m.) 0°	15°	30°	m.
3	22	18.5						3
4	18.8	17	16					4
5	14.1	14	12	9.8				5
6		9.75	9	8.5	5			6
7		7.5	7.5	7.2	5			7
8		6.2	6.2	6	4.4	4.4		8
9		5	5	5	4	4		9
10		4.3	4.3	4.3	3.55	3.55	3.55	10
11			3.8	3.8	3.25	3.25	3.25	11
12			3.3	3.3	3	3	3	12
13			2.7	2.7	2.75	2.75	2.75	13
14			2.25	2.25	2.5	2.5	2.5	14
15				1.95	2.25	2.25	2.25	15
16				1.7	2	2	2	16
17				1.45	1.7	1.7	1.7	17
18				1.25	1.5	1.5	1.5	18
19				1	1.3	1.3	1.3	19
20					1.1	1.1	1.1	20
21					0.95	0.95	0.95	21
22					0.8	0.8	0.8	22
23					0.7	0.7	0.7	23
24					0.6	0.6	0.6	24

m.			m.
3	7	11	3
4	4.9	8.3	4
5	2.45	5.7	5
6	2	4.1	6
7	1.4	3.1	7
8	1.2	2.6	8
9	1	2.1	9
10	0.9	1.7	10
11		1.5	11
12		1.2	12
13		1	13
14		0.8	14

—Las capacidades de carga indicadas al 85 %, no superan el 85 % de la carga de vuelco.
—Los pesos de ganchos y eslingas deben reducirse de todas las cargas.
—The tabulated load ratings do not exceed 85 % of the tipping load.

—Weights of hooks and slings must be deducted from the tabulated loads.
—Les capacités de chargement indiquées au 85 %, ne surpassent pas le 85 % de versage.
—Les poids de crochets et élingues doivent être déduits de toutes les charges.